Blaupunkt India Private Limited
47, Atlanta Society, Nariman Point, Mumbai- 400 021. India.
Toll Free: 1800 209 6820 | info@blaupunkt.in | www.blaupunkt.com

BLAUPUNKT

BP RSE AD 10.1
ANDROID TOUCHSCREEN
Rear Seat Entertainment

Enjoy it.

1 101 758 101 002

Device

① Screen shot

② Volume -

③ Volume +

④ Open Apps

⑤ Return to home page

⑥ Return to previous level

Wiring Diagram

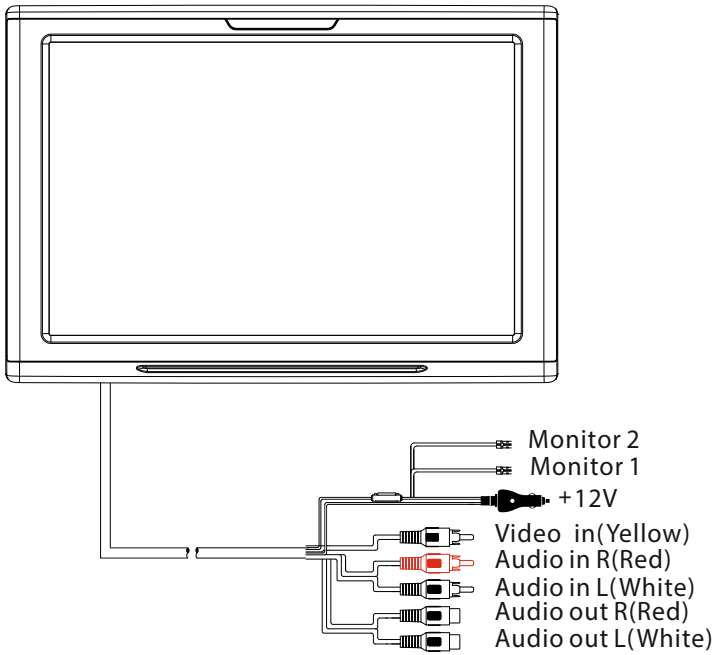

INTRODUCTION

We provide 12 month manufacturer's warranty for products bought in India.

SAFETY CONSIDERATIONS

Installation instructions

Prior to drilling any mounting holes, make sure that no cables and parts of the vehicle will be damaged. Leave ample clearance between the cables and other harnesses. Use the enclosed cable ducts at sharp edged holes.

Recycling and disposal

To dispose of the product, please use the available waste return and collection systems.

Subject to changes

Specifications:

Ultra - thin 10.1" Capacitive Touch Screen
Android 6.0
TFT LED
ARM Cortex-A53 Quad Core Processor
1.5GB DDR3
8GB Built-in FLASH storage
Screen Resolution : HD Screen – 1280 x 800
HDMI Input
Miracast for Phone Mirroring
USB 2.0 / Micro SD (Max 32 GB)
Bluetooth for Headphone
Built-in Speakers (2)
Built-in Wi-Fi Support 802.11 b/g/n
Headphone out
AV-in - 1
Audio out - 1
FM/IR Transmitter
Power Supply: DC 12 V
Colour: BLACK
Dimensions: 255mm x 175mm x 80mm

Installation

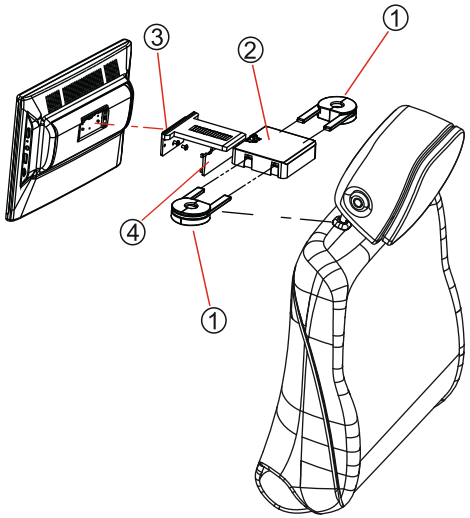

1. Plasto-metal U clamps
2. Rectangular support base
3. L shaped bracket
4. Back plate cover

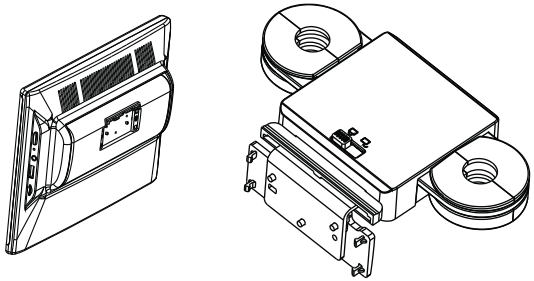

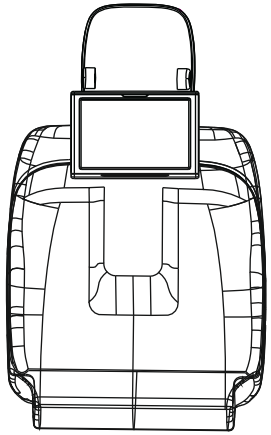

Installation Instructions

a. Remove contents from the box
b. Remove the seat headrest pillow from the vehicle seat and select one of the best matched plasto-metal U clamps for the metal posts from the ones provided.
c. Insert these 2 plasto-metal U clamps into the rectangular support base.
d. Affix the L shaped bracket to the back plate of the head rest monitor with 3 screws (provided)
e. Slide the rectangular support base into the L shaped bracket and lock into position
f. Align the steel posts with the U clamps and push down to lock headrest pillow into position.

Mircast User Guidance

Mircast for Android

1. Access the settings menu to open WiFi, then return to the main interface to select Mircast (Figure 1), set the Android MiraCast switch to open.

2. Set the Android phone, enter [Settings] to open WIFI but do not connect to WIFI, return to select [Multi-screen interactive] function, enter [Multi-screen interaction] and set to open Status.

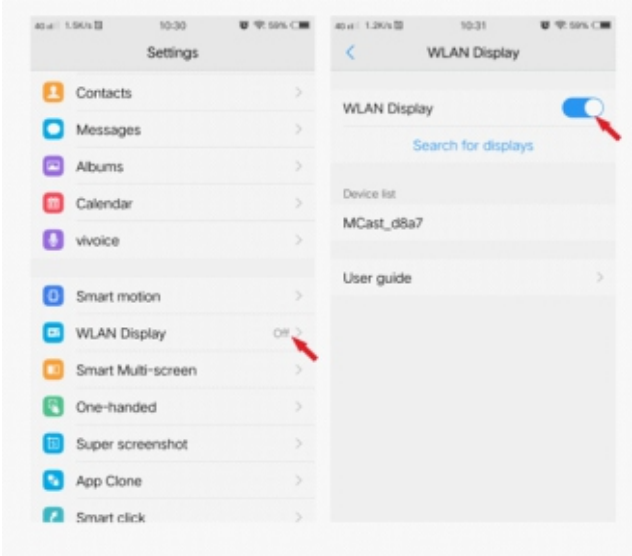

3. After opening, display the corresponding device name of multi-screen interaction, click the item BP RSE AD CAST to connect.

Mircast for iphone

1. iPhone, enter Settings, set Hotspot ON, and enter the Password.

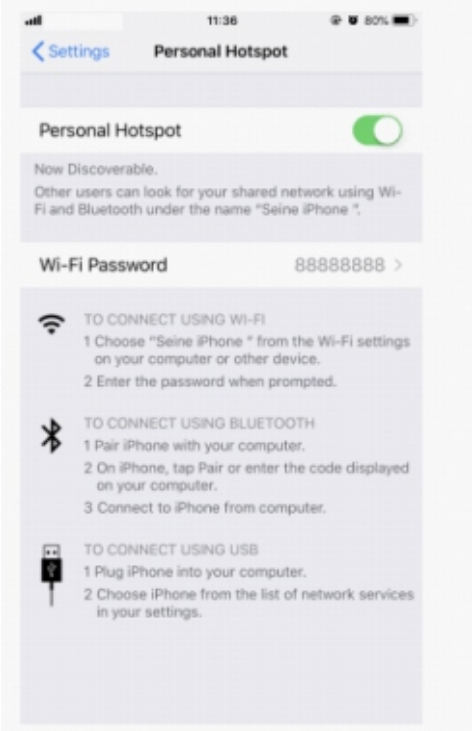

2. Connect device to Mobile phone Hotspot

Click Settings on unit, Set WIFI ON, and search the WIFI ID of Mobile Phone Hotspot. (Please make sure both device & mobile are on the same WIFI network)

3. Operation on iPhone

Once WIFI is connected, open Airplay, and search device: CastXX until connected, mobile phone image can be cast to device see picture below.

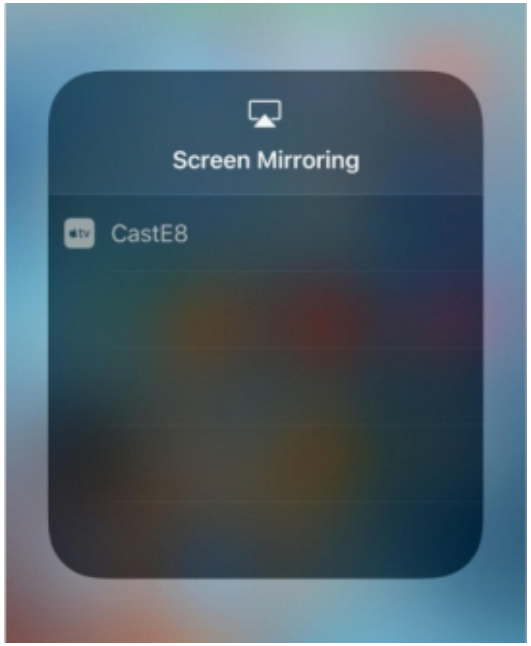

Supported Audio Formats

Audio Codec	Sample Rate	Channel	Bit Rate	Container	Note
WMA 10 Pro M0	8KHz~48KHz	Up to 2	<192kbps	Movie: ASF(.wmv,.asf), AVI(.avi), Matroska(.mkv) Music: ASF(.wma)	No LBR mode
WMA 10 Pro M1	8KHz~48KHz	Up to 5.1	<384kbps	Movie: ASF(.wmv,.asf), AVI(.avi), Matroska(.mkv) Music: ASF(.wma)	
WMA 10 Pro M2	8KHz~96KHz	Up to 5.1	<768kbps	Movie: ASF(.wmv,.asf), AVI(.avi), Matroska(.mkv) Music: ASF(.wma)	
VORBIS	Up to 48KHz	Up to 2		Movie: Matroska(.mkv), WebM(.webm), 3GPP(.3gpp, .3gp), MP4(.mp4, .mov) Music: MP4(.m4a)	Support stereo decoding only
DTS	Up to 48KHz	Up to 5.1	<1.5Mbps (Pure DTS core)	Movie: MPEG transport stream (.ts, .trp, .tp), Matroska(.mkv), MPEG program stream (.DAT, .VOB, .MPG, .MPEG),	
LPCM	8KHz~48KHz	Mono, stereo, 5.1	64Kbps~1.5Mbps	Movie: AVI(.avi), Matroska(.mkv) (.DAT, .VOB, .MPG, .MPEG) Music: WAV(.wav), MP4(.m4a)	
IMA-ADPCM MS-ADPCM	8KHz~48KHz	Up to 2	32Kbps~384Kbps	Movie: AVI(.avi), Matroska(.mkv) 3GPP(.3gpp, .3gp), MP4(.mp4, .mov) Music: WAV(.wav), MP4(.m4a)	
G711 A/mu-law	8KHz	1	64Kbps	Movie: AVI(.avi), Matroska(.mkv) 3GPP(.3gpp, .3gp), MP4(.mp4, .mov) Music: WAV(.wav), MP4(.m4a)	
LBR (cook)	8KHz 11.025KHz 22.05KHz, 44.1KHz	Up to 5.1	6Kbps~128Kbps	Movie: RM(.rm, .rmvb)	
FLAC	8KHz~96KHz	Up to 7.1	<1.6Mbps	Movie: Matroska(.mkv) Music: FLAC(.flac)	
DRA	8KHz~96KHz	Up to 7.1	<6Mbps	Movie: MPEG transport stream(.ts, .trp, .tp)	
AC3	32KHz, 44.1Khz, 48KHz	Up to 5.1	32Kbps~640Kbps	Movie: AVI(.avi), Matroska(.mkv) DivX(.divx), 3GPP(.3gpp, .3gp), MP4(.mp4, .mov), MPEG program stream (.DAT, .VOB, .MPG, .MPEG), MPEG transport stream(.ts, .trp, .tp) Music: AC3(.ac3), MP4(.m4a)	
EAC3	32KHz, 44.1Khz, 48KHz	Up to 5.1	32Kbps~6Mbps	Movie: 3GPP(.3gpp, .3gp), MP4(.mp4, .mov), MPEG program stream (.DAT, .VOB, .MPG, .MPEG), MPEG transport stream(.ts, .trp, .tp) Music: EAC3(.ec3), MP4(.m4a)	

AAC-LC, HEAAC	8KHz~48KHz	Up to 5.1		Movie: AVI(.avi), Matroska(.mkv), DivX(.divx), 3GPP(.3gpp, .3gp), MP4(.mp4, .mov), MPEG program stream (.DAT, .VOB, .MPG, .MPEG) MPEG transport stream(.ts, .trp, .tp) Music: AAC(.aac), MP4(.m4a)	
WMA	8KHz~48KHz	Up to 2	128bps~320Kbps	Movie: AVI(.avi), ASF(.asf)	

Supported Video Formats

Video Codec	Resolution	Bit Rate	Profile	Container
MPEG1/2	1080P@30fps	40Mbps	MP@HL	MPEG program stream (.DAT, .VOB, .MPG, .MPEG), 3GPP(.3gpp, .3gp), MP4(.mp4, .mov), AVI(.avi), MKV(.mkv), ASF(.asf)
MPEG4	1080P@30fps	40Mbps	.Simple Profile .Advanced Simple Profile@Level 5 .GMC is not supported	MPEG program stream (.DAT, .VOB, .MPG, .MPEG), MPEG transport stream(.ts, .trp, .tp), 3GPP(.3gpp, .3gp), MP4(.mp4, .mov) AVI(.avi), MKV(.mkv), ASF(.asf)
DivX 3.11, DivX 4.12, DivX 5.x, DivX 6, XviD	1080P@30fps	40Mbps		DivX(.divx), MP4(.mp4, .mov), AVI(.avi), MKV(.mkv), ASF(.asf)
Sorenson H.263	1080P@30fps	40Mbps		FLV(.flv), AVI(.avi), SWF(.swf)
H.263	1080P@30fps	40Mbps		3GPP(.3gpp, .3gp), MP4(.mp4, .mov), AVI(.avi), MKV(.mkv)
H.264	1080P@30fps	50Mbps	.Main Profile .High Profile @ Level 4.1 bit rate up to 50Mbps	FLV(.flv), 3GPP(.3gpp, .3gp), MP4(.mp4, .mov), MPEG transport stream(.ts, .trp, .tp), ASF(.asf)
				MWV(.wmv), AVI(.avi), MKV(.mkv)
AVS	1080P@30fps	40Mbps	Jizhun profile@ Level 6.0	MPEG transport stream(.ts, .trp, .tp)
AVS+	1080P@30fps	50Mbps	Broadcasting profile @ Level 6.0.1.08.60	MPEG transport stream(.ts, .trp, .tp)
WMV3	1080P@30fps	40Mbps		ASF(.asf), MWV(.wmv), AVI(.avi), MKV(.mkv)
VC1	1080P@30fps	40Mbps	Advanced profile@ Level 3 .Simple Profile .Main Profile	MPEG program stream (.MPG, .MPEG), MPEG transport stream(.ts, .trp, .tp), ASF(.asf), MWV(.wmv), AVI(.avi), MKV(.mkv)

Motion JPEG	640*480@30fps	10Mbps		3GPP(.3gpp, .3gp), MP4(.mp4, .mov), AVI(.avi), MKV(.mkv), ASF(.asf)
RV30/RV40	1080P@30fps	40Mbps		RM(.rm, .rmvb)
HEVC	1080P@30fps	30Mbps	.Main Profile .High Profile @ Level 4.0	MP4(.mp4, .mov), MPEG transport stream(.ts, .trp, .tp), MKV(.mkv)
AC3				

Supported Picture Formats

Image	Photo	Resolution (Width*Height) (MStar suggests)	Remark
JPEG	Base-line	15360*8640 (1920*8*1080*8)	The limitation of max resolution depends on DRAM size
	Progressive	1024*768	The limitation of max resolution depends on DRAM size
PNG	Non-interlace	9600*6400	The limitation of max resolution depends on DRAM size
	Interlace	1200*800	The limitation of max resolution depends on DRAM size
BMP		9600*6400	The limitation of max resolution depends on DRAM size
MPO	Base-line	15360*8640 (1920*8*1080*8)	The limitation of max resolution depends on DRAM size
	Progressive	1024*768	The limitation of max resolution depends on DRAM size

Resolution is a kind of reference design, instead of hardware limitation. Because it is bounded by DRAM size and performance.