

 **BLAUPUNKT**



AIR PURIFIER
AIRPURE **AP 1.0**



Operating and installation Instructions

CAUTIONS

- Do not clean or spill liquids or flammable solvents on the device.
- Clean with soft cloth only. Disconnect AirPure before cleaning.
- Handle with care. Do not drop. Keep it away from electric & magnetic area.
- Keep AirPure free of any object obstructing the air flow.
- Do not let children play with AirPure.
- Do not operate the device while driving.
- Use the power adapter provided only.

Disclaimer

- Blaupunkt is not liable for any loss or damage caused or resulting from unauthorized disassembly or modification to the product.
- In no event shall Blaupunkt be liable for any direct, indirect, punitive, incidental, special consequential damages, to property or life, improper storage, whatsoever arising out of or connected with the use or misuse of our products.
- USA & CANADA : Products not intended for sales in the United States and Canada. If purchased in the U.S or Canada, this product is purchased as-is. No warranty, expressed or implied is provided in the U.S. and Canada.
- Operation temperature : 0 - 50°C
Storage temperature : -20 - 60°C

GENERAL

AirPure AP 1.0

Removes up to 99% of viruses, bacteria and hazardous smokes and chemical pollutants.

3-layer Filtering System

Pre Filter removes big particles such as pet hairs, dust & dirt.

HEPA Filter removes particles >2.5µm such as viruses, bacteria & hazardous smokes.

Activated Carbon Filter removes volatile organic compounds such as formaldehyde, toluene, hydrogen sulfide, chlorobenzene and other chemical pollutants.

Ultraviolet Light

The UV germicidal lamp emits 253.7nm wavelength of UV rays that can kill bacteria & viruses.

Aromatherapeutic

A small white aroma holder available inside the filter can be filled with essential oil (not included) to improve the driving journey.

Filter Replacement

Users are advised to replace filter once every 6-month or less (subject to location's air quality and usage frequency).

Easy Installation

Place the device in vehicle's cup holder, plug in the DC USB cable and turn it on.

Includes

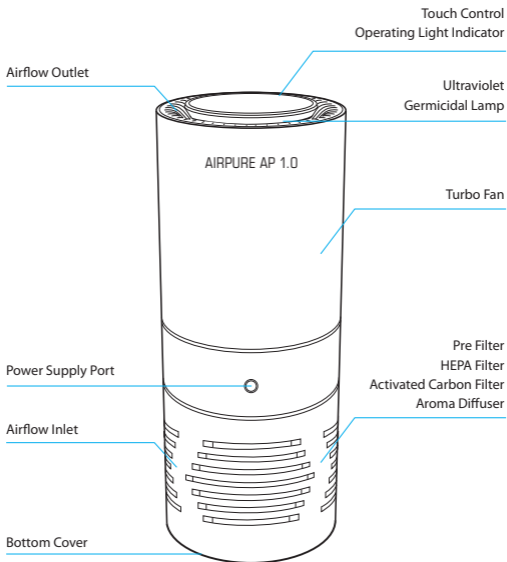
AirPure
AP 1.0



DC 5V1A
USB
Cable



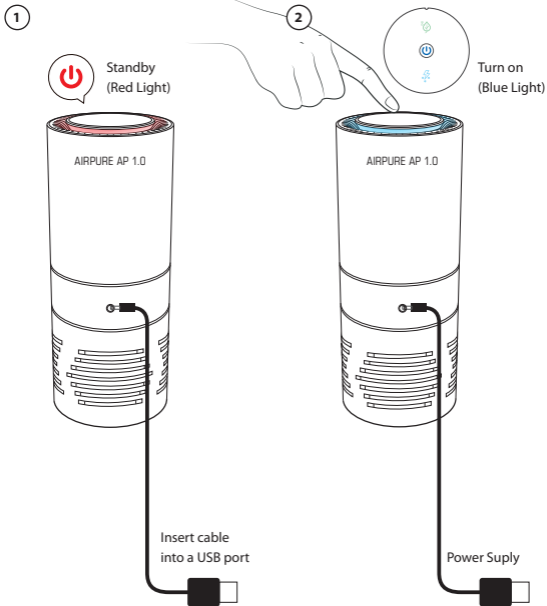
STRUCTURE



Specification

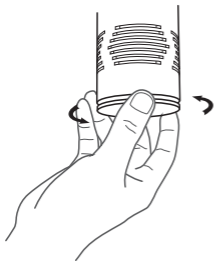
- Filter Replacement : HEPA (PM2.5), Activated Carbon
- Ultraviolet Wavelength : 253.7nm
- Applicable Area : 5m²-10m²
- Noise level : <35dB
- Power Rating : <5W
- Power Supply : USB DC 5V/1A
- Accessories : USB DC Charger
- Weight & Size : 398g, 71 (D)x 177 (H)mm

OPERATIONS



- Connect USB port to power supply.
- Red light will turn on to indicate AirPure is on Standby mode after connecting to USB port.
- Press the power button on top of the AirPure to start operating it.
- The UV light function gets activated when AirPure is turned on.
- Press the power button again to turn off the AirPure.

FILTER REPLACEMENT



1

Unscrew the bottom cover.

2

Remove the dirty filter and
replace it with new filter.

(Every new filter comes
with aroma holder.)



3

Optional : Drop essential oil
(not included) on the aroma holder



4

Screw the bottom
cover tightly
before begin operating

